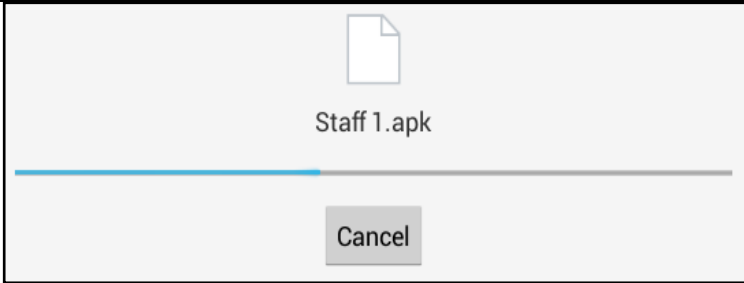

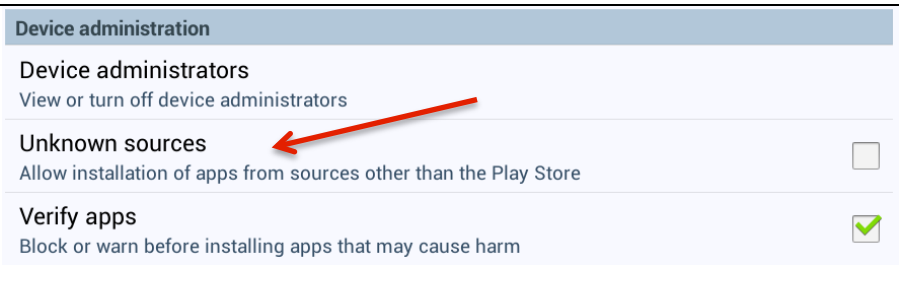


Downloading Android Apps

<p>1) On the Android tablet, click download to obtain the app.</p> <p>A download window should appear (Fig. 1).</p>	
<p>2) When the "Install blocked" message appears, click "Settings" (Fig. 2).</p>	
<p>3) In Settings, choose "Unknown sources" to allow installation (Fig. 3).</p>	
<p>4) In "Unknown sources," click "Allow one installation," then "Ok" (Fig. 4).</p>	